





# How to Adjust the Ring Volume on the PowerTel 58 Telephone

The following steps are to be used with the Amplicom corded phone.

1. After the corded phone has been setup, make sure the handset is placed on the hang up pad.
2. Locate the  and  button.
3. Press the  or  button until the desired setting is achieved.
4. Once the volume is at a comfortable setting, do not press any buttons for 15 seconds. The setting will be saved after 15 seconds.

