











# How to Adjust the Ring Volume on the PowerTel 580 Telephone

## The following steps are to be used with the Amplicom cordless phone.

1. To adjust the ring volume on the cordless phone, begin by pressing the  button.
2. Scroll through the menu using the  and  buttons. Browse through the menu until menu until “**HANDSET**” appears on the screen.
3. After “**HANDSET**” is seen, select it by pressing the  button.
4. Use the  or  buttons to scroll until “**RINGER VOLUME**” is seen on the screen. At this time press the  button again.
5. The cordless handset will begin to ring. Use the  and  buttons to adjust the ring volume to a comfortable level.
6. Once a comfortable ring volume is found, save the setting by pressing the  button.

